


Picture A



¥1,200



¥36,000



¥10,000



¥




¥



¥



¥8,000



¥

## II これは 何ですか

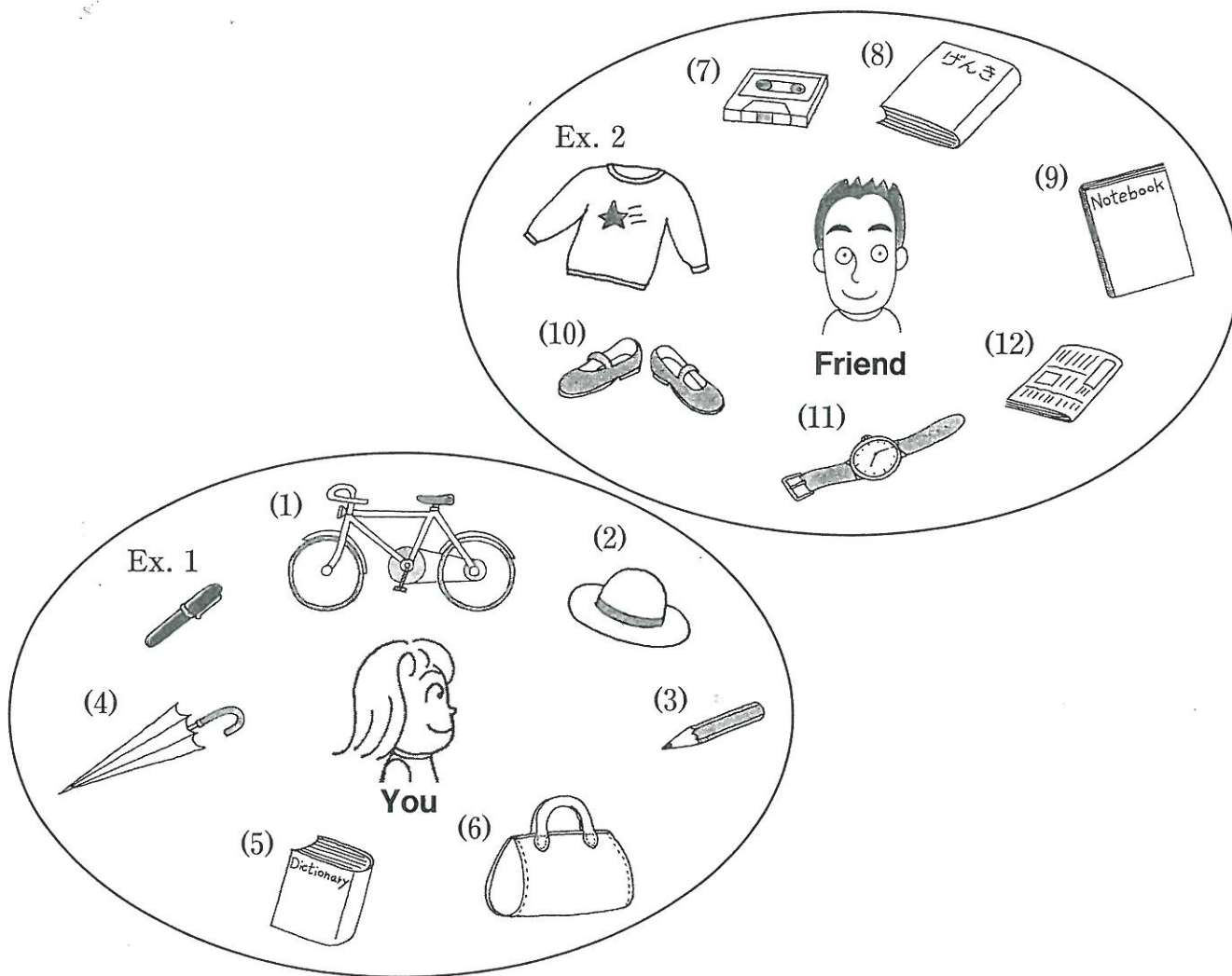
A. Items (1) through (6) are near you, and items (7) through (12) are near your friend. Your friend asks what these things are. Answer the questions. Pay attention to *kore* (*kore*) and *sore* (*sore*). (例)

Example 1: Your friend: *sore wa nan desu ka.*  
 Sore wa nan desu ka.

You: *kore wa pen desu.*  
 Kore wa pen desu.

Example 2: Your friend: *kore wa nan desu ka.*  
 Kore wa nan desu ka.

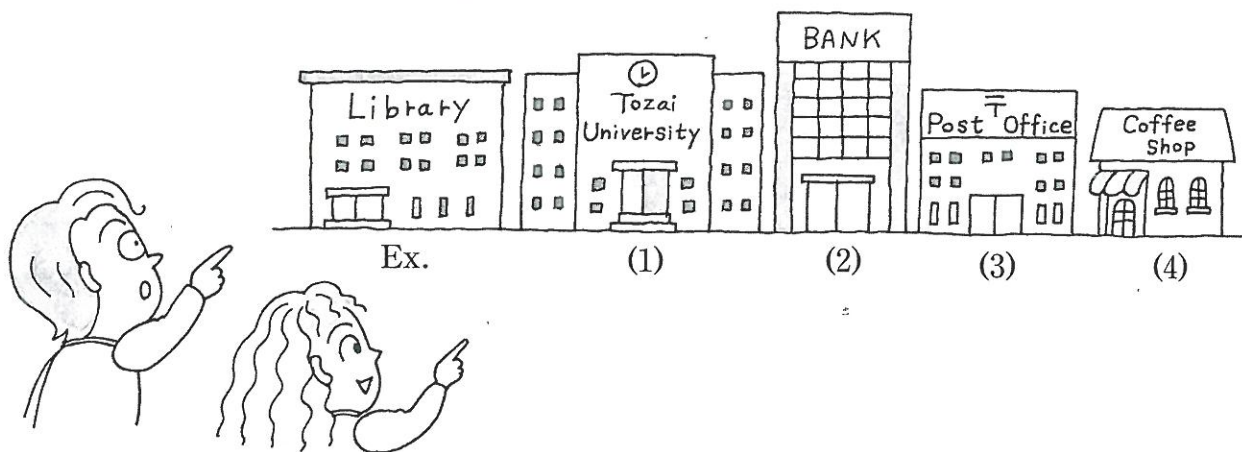
You: *sore wa toreenaa desu.*  
 Sore wa toreenaa desu.



B. Look at the picture and tell what each building is. 

Example: Q : あれは なんですか。  
Are wa nan desu ka.

A : あれは としょかんです。  
Are wa toshokan desu.



C. Pair Work—Point out five things in the classroom and ask your partner what they are using *これ (kore)*, *それ (sore)*, or *あれ (are)*. Refer to the picture on p. 53 for the vocabulary.

Example 1:

A: あれは なんですか。  
Are wa nan desu ka.

B: あれは とけいです。  
Are wa tokee desu.

Example 2:

A: それは なんですか。  
Sore wa nan desu ka.


B: これは ペンです。  
Kore wa pen desu.

D. Pair Work—One of you looks at card A and the other looks at card B (p. 51). Ask and answer questions to find out the price of each item. Use *この (kono)*, *その (sono)*, or *あの (ano)* appropriately.

Example: Customer: このほんは いくらですか。  
Kono hon wa ikura desu ka.

Store attendant: にせんひゃくえんです。  
Nisen hyaku en desu.

Card A



**Part I.** You are a store attendant. Tell the customer how much each item is.

**Part II.** You are a customer. Ask for the prices of items (1)-(5).